



---

## **Attachment B Grantee Unique Appendices**

### Appendix 1: Fiscal Year 2022 Annual Action Plan Activities Funded for CDBG, HOME, and ESG Programs

---

Prepared by:  
The City of San Diego  
Economic Development Department  
Community Development Division

# Fiscal Year 2020 - 2024 Consolidated Plan Goals



## Goal 1

---

Increase and preserve affordable rental and homeowner housing to improve access to housing opportunities that reflect community needs, including but not limited to, opportunities in close proximity to transit, employment, and community services

## Goal 2

---

Enhance the City's economic stability by investing in inclusive economic growth initiatives that develop and strengthen small businesses and support local entrepreneurs.

## Goal 3

---

Foster individual and household resiliency by investing in employment and workforce development programs and improving access to job opportunities.

## Goal 4

---

Support the development of vibrant, equitable, and adaptable neighborhoods by investing in public facilities and critical infrastructure.

## Goal 5

---

Assist individuals and families to gain stable housing after experiencing homelessness or a housing crisis by providing appropriate housing and service solutions grounded in best practices.

## Goal 6

---

Invest in community services that promote equity and serve vulnerable populations including, but not limited to, refugees and recent immigrants, preciously incarcerated individuals, veterans, youth, seniors, and food insecure households.

## Goal 7

---

Finance impactful nonprofit facility improvements to provide new or increasing access to programs that serve vulnerable populations or implement sustainability measures.

# Goal 1

Increase and preserve affordable rental and homeowner housing to improve access to housing opportunities that reflect community needs, including but not limited to, opportunities in close proximity to transit, employment, and community services



**Total Allocation: \$23,624,677**

Organization	Project Name	Anticipated Outcomes*	FY 2021 Allocation	FY 2022 Allocation	Council District
City of San Diego NOFA	Affordable Housing NOFA administered by the City of San Diego	TBD	\$2,234,266 CDBG	\$8,703,689 CDBG	-
Wesley House Student Residence, Inc. Funds necessary repairs to the Wesley House Student Residence building, to ensure full ADA compliance.	Equitable Access Initiative	34 Household Units	-	\$163,939 CDBG	9
San Diego Housing Commission Supports the development of affordable rental units and maintenance of Owner-Occupied housing.	Rental Units Constructed	35 Household Units	-	\$10, 522, 775 HOME	-
San Diego Housing Commission Provides financial assistance towards homeownership in the form of assistance towards downpayment and closing costs.	Direct Financial Assistance to Homebuyers	26 Households	-	\$2,000,000 HOME	-

# Goal 2

Enhance the City's economic stability by investing in inclusive economic growth initiatives that develop and strengthen small businesses and support local entrepreneurs.



**Total Allocation: \$2,813,435**

Organization	Project Name	Anticipated Outcomes	FY 2022 Allocation	Council District
<b>ACCESS</b> Provides low-to-moderate income entrepreneurs with technical assistance.	<b>Access Microenterprise Project</b>	<b>60 Businesses</b>	<b>\$183,466</b> CDBG	<b>7</b>
<b>Accion San Diego</b> Provides low-to-moderate income entrepreneurs with access to affordable loan capital and technical assistance.	<b>Microlending Program</b>	<b>53 Businesses</b>	<b>\$198,978</b> CDBG	<b>4</b>
<b>Horn of Africa</b> Provides training for immigrant women to gain state certification as inhome childcare providers.	<b>Mid-City Micro-Enterprise Program</b>	<b>30 Businesses</b>	<b>\$196,317</b> CDBG	<b>9</b>
<b>Karen Organization</b> Provides case management, employment services, support groups, and community education to create a support system that assists refugees from Burma reach self-sufficiency.	<b>Refugee Microenterprise Support Project</b>	<b>8 Businesses</b>	<b>\$69,415</b> CDBG	<b>9</b>

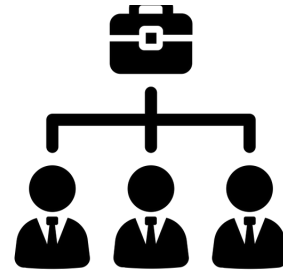
# Goal 2 (continued)

Enhance the City's economic stability by investing in inclusive economic growth initiatives that develop and strengthen small businesses and support local entrepreneurs.

Organization	Project Name	Anticipated Outcomes	FY 2022 Allocation	Council District
<b>Logan Heights CDC</b> Expands business options for residents, including home-based, micro-enterprise, or other approaches to earning income outside existing formal employment channels.	LHCDC CDBG FY22	30 Businesses	\$100,000 CDBG	8
<b>Mission Edge</b> Provides LMI social enterprise owners with technical assistance.	City SAIL	20 Businesses	\$193,395 CDBG	2
<b>Somali Family Service of San Diego</b> Provides LMI refugees and recent immigrants with technical assistance to establish or expand a micro-enterprise.	Microenterprise Program	40 Businesses	\$183,845 CDBG	9
<b>City of San Diego - Economic Development</b> Economic Development specific NOFA to assist small businesses.	Economic Development Specific NOFA	TBD	\$1,688,019 CDBG	-

# Goal 3

Foster individual and household resiliency by investing in employment and workforce development programs and improving access to job opportunities.




**Total Allocation: \$1,179,200**

Organization	Project Name	Anticipated Outcomes	FY 2022 Allocation	Council District
<b>Kitchens for Good</b> Supports a culinary and baking apprenticeship program that prepares individuals with barriers to employment to launch their career in the culinary and baking industry.	<b>Project Launch Apprenticeship Program</b>	130 Individuals	\$100,000 CDBG	4
<b>San Diego Continuing Education Foundation</b> Engages opportunity youth in a three-month apprenticeship program to prepare them in careers for construction and building trades.	<b>San Diego Gateway to College and Career</b>	25 Individuals	\$79,200 CDBG	4
<b>San Diego Workforce Partnership</b> Assists LMI residents in beginning careers in Information and Communications Technology (ICT) occupational fields through work readiness trainings, paid internships and employment placement.	<b>TechHire</b>	125 Individuals	\$800,000 CDBG	6
<b>San Diego Workforce Partnership</b> Provides LMI youth with meaningful job placement opportunities.	<b>CONNECT2Careers</b>	84 Individuals	\$200,000 CDBG	6

# Goal 4

Support the development of vibrant, equitable, and adaptable neighborhoods by investing in public facilities and critical infrastructure.



**Total Allocation: \$7,775,060**

Organization	Project Name	Anticipated Outcomes*	FY 2021 Allocation	FY 2022 Allocation	Council District
CoSD - Transportation and Storm Water Dept.	University Avenue Complete Street- Phase 1	1,830 Individuals	-	\$1,100,000 CDBG	3
CoSD - Transportation and Storm Water Dept.	Howard Avenue- Village Pine to Iris Avenue Sidewalk	1,135 Individuals	\$600,060 CDBG	-	8
CoSD - Transportation and Storm Water Dept.	Woodman Street- Cielo Drive to Pagel Place Sidewalks	1,470 Individuals	\$11,000 CDBG	\$89,000 CDBG	4
CoSD - Transportation and Storm Water Dept.	New Walkways (College Avenue- Meridian to Judy McCarty Way Sidewalk)	1,165 Individuals	\$900,000 CDBG	-	7/8
CoSD - Transportation and Storm Water Dept.	New Walkways (Elm Street Sidewalk -14th Street to Thermal Avenue)	2,430 Individuals	\$250,000 CDBG	-	8

# Goal 4 (continued)

Support the development of vibrant, equitable, and adaptable neighborhoods by investing in public facilities and critical infrastructure.

Organization	Project Name	Anticipated Outcomes*	FY 2021 Allocation	FY 2022 Allocation	Council District
CoSD - Parks and Recreation Dept.	Southeastern Mini Park Improvements- Clay Avenue	2,500 Individuals	\$575,000 CDBG	-	8
CoSD - Parks and Recreation Dept.	Linda Vista Skate Park Phase 2	25,000 Individuals	-	\$180,000 CDBG	7
CoSD - Parks and Recreation Dept.	John F. Kennedy Neighborhood Park Improvements	5,000 Individuals		\$3,000,000 CDBG	4
CoSD - Parks and Recreation Dept.	Park Improvements (Hard Court Improvements – Five Locations)	100,000 Individuals		\$1,070,000 CDBG	-

\* City infrastructure projects use low-to-moderate income area (LMA) as national objective. LMA uses a radius for service area.



# Goal 5

Assist individuals and families to gain stable housing after experiencing homelessness or a housing crisis by providing appropriate housing and service solutions grounded in best practices.



**Total Allocation: \$3,464,324\***

Organization	Project Name	Anticipated Outcomes	FY 2022 Allocation	Council District
<b>San Diego Housing Commission</b> Funds a Project that operates 365 days a year and provides a combination of short-term interim beds and supportive services to homeless men and women living on the streets of downtown San Diego.	<b>Connections Housing Interim Bed Program</b>	<b>450 Persons</b>	<b>\$303,575</b> CDBG <b>\$131,636</b> ESG	<b>3</b>
<b>San Diego Housing Commission</b> Provides supportive services to homeless adults within the City of San Diego. Offers daily access to laundry, mail, internet, and storage space as well as mental-health and substance-abuse treatment.	<b>Day Center for Homeless Adults</b>	<b>2,000 Persons</b>	<b>\$541,250</b> CDBG	<b>3</b>
<b>San Diego Housing Commission</b> Provides interim housing and supportive services designed to help facilitate stabilization and exits to longer term or permanent housing for homeless single adults.	<b>Interim Housing for Homeless Adults</b>	<b>1,390 Persons</b>	<b>\$267,351</b> CDBG <b>\$209,637</b> ESG	<b>3</b>

# Goal 5 (continued)

Assist individuals and families to gain stable housing after experiencing homelessness or a housing crisis by providing appropriate housing and service solutions grounded in best practices.

Organization	Project Name	Anticipated Outcomes	FY 2022 Allocation	Council District
<b>San Diego Housing Commission</b> Provides short-term shelter and supportive services to families experiencing homelessness so that they can overcome barriers to achieving self-sufficiency such as income and permanent housing.	<b>Family Emergency Shelter (previously Cortez Hill)</b>	<b>135 Persons</b>	\$205,902 <b>CDBG</b> \$325,449 <b>ESG</b>	<b>3</b>
<b>San Diego Housing Commission</b> Assists people experiencing homelessness by identifying immediate and long-term housing solutions, providing crisis management, accessing benefits, and more.	<b>Homelessness Response Center (formerly Housing Navigation Center)</b>	<b>600 Persons</b>	\$1,000,000 <b>CDBG</b>	<b>3</b>
<b>San Diego Housing Commission</b> Funds financial assistance and case management to assist individuals and families attain permanent housing	<b>Rapid Rehousing</b>	<b>80 Households</b>	\$364,844 <b>ESG</b>	<b>3</b>

# Goal 5 (continued)

Assist individuals and families to gain stable housing after experiencing homelessness or a housing crisis by providing appropriate housing and service solutions grounded in best practices.

Organization	Project Name	Anticipated Outcomes	FY 2022 Allocation	Council District
<b>Dreams for Change</b> Provides a safe parking environment and supportive services for transitional homeless living in their vehicles for overnight stays.	<b>Safe Parking Program</b>	<b>225 Persons</b>	<b>\$64,680</b> CDBG	<b>4</b>
<b>Serving Seniors</b> Sustains a Transitional Housing Program for Homeless Seniors by funding four transitional housing units.	<b>Transitional Housing for Homeless Seniors</b>	<b>60 Persons</b>	<b>\$50,000</b> CDBG	<b>4</b>

\* Total allocation includes both CDBG and ESG funding sources.

# Goal 6

Invest in community services that promote equity and serve vulnerable populations including, but not limited to, refugees and recent immigrants, preciously incarcerated individuals, veterans, youth, seniors, and food insecure households.



**Total Allocation: \$539,613**

Organization	Project Name	Anticipated Outcomes	FY 2022 Allocation	Council District
<b>City of San Diego – Library Department</b> Funds an existing program sponsored by the City of San Diego Library, in collaboration with UC San Diego Extension and Sally Ride Science, to expand STEM educational opportunities in LMI communities for students	Library NExT	TBD Persons	\$198,731 CDBG	–
<b>Family Health Centers</b> Funds an evidence-based intervention that engages individuals struggling with substance use disorder “where they are.” Provides harm reduction supplies & education to prevent infection transmission.	Safe Point San Diego	1,862 Persons	\$115,000 CDBG	3
<b>Mama's Kitchen</b> Provides 3 meals a day, for 365 days a year, to LMI residents who are in need of meals and nutrition support due to the debilitating effects of their critical illness.	Home-Delivered Meal Service	470 Persons	\$50,000 CDBG	9

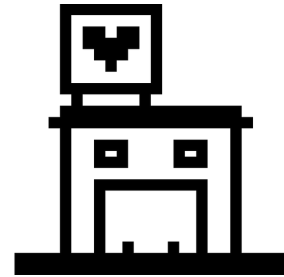
# Goal 6 (continued)

Invest in community services that promote equity and serve vulnerable populations including, but not limited to, refugees and recent immigrants, preciously incarcerated individuals, veterans, youth, seniors, and food insecure households.

Organization	Project Name	Anticipated Outcomes	FY 2022 Allocation	Council District
<b>Meals on Wheels</b> Supports meal and wellness services to LMI homebound seniors in the Promise Zone and Opportunity Zone.	Meal delivery and accompanying services	200 Persons	\$50,830 CDBG	3
<b>Metropolitan Area Advisory Committee on Anti-Poverty</b> Supports the growth of service offerings at two Striving Towards Economic Prosperity (STEP) Centers located in the City of San Diego.	STEP Centers	150 Individuals	\$125,052 CDBG	8

# Goal 7

Finance impactful nonprofit facility improvements to provide new or increasing access to programs that serve vulnerable populations or implement sustainability measures.



**Total Allocation: \$1,508,701**

Organization	Project Name	Anticipated Outcomes	FY 2022 Allocation	Council District
<b>Catholic Charities</b> Funds capital improvements to the Mission Gorge facility where Catholic Charities operates and provides public services.	<b>Mission Gorge Facility Improvements</b>	<b>8,599 Persons</b>	<b>\$250,329 CDBG</b>	<b>9</b>
<b>Family Health Centers of San Diego</b> Installs solar panels on the roof and parking lot of one of the Family Health Centers of San Diego's largest clinics.	<b>City Heights Family Health Center Solar</b>	<b>3,670 Persons</b>	<b>\$408,692 CDBG</b>	<b>9</b>
<b>Jewish Family Service of San Diego</b> Funds the construction of two ADA facilities that will include restrooms, showers, and sinks, and be accessible for participating in JFS's Safe Parking Program.	<b>ADA Restrooms</b>	<b>663 Persons</b>	<b>\$211,430 CDBG</b>	<b>9</b>
<b>Serving Seniors</b> Funds roofing repairs and flooring replacements at the Serving Seniors' flagship service location.	<b>Senior Center Facility Improvements</b>	<b>3,000 Persons</b>	<b>\$250,406 CDBG</b>	<b>9</b>

# Goal 7 (continued)

Finance impactful nonprofit facility improvements to provide new or increasing access to programs that serve vulnerable populations or implement sustainability measures.

Organization	Project Name	Anticipated Outcomes	FY 2022 Allocation	Council District
<b>Urban Corps of San Diego County</b> Funds the replacement of 14 HVAC units in the tree buildings that make up the main campus.	<b>HVAC Building Health Improvements</b>	<b>300</b> Persons	<b>\$387,846</b> CDBG	<b>9</b>